

H&S

FORAGE BOXES



Innovators in the Manufacture
of Agricultural and
Commercial Equipment

QUALITY - TESTED - PROVEN - DURABLE!

XTRACAP forage boxes are available in 17', 19', and 21' lengths with a chain or twin auger cross-conveyor unload system.




H&S uses three – 18" 4 bar H.D. spiral type beaters – not augers. Aggressive in handling tough material, they are even feeding. All three beaters are mounted in the head, not auxiliary panels in the box. Beater shafts are 1 1/4" equipped with greasable bearings.



H&S utilizes a deep stagger beater design. The beaters turn progressively faster from top to bottom. The slow turning top beater does not pitch chunks forward, it undercuts the heap and feeds tough material down where the bottom beaters go to work delivering a smooth even flow to the cross conveyor.

The cross conveyor is 22" wide and is equipped with 550 roller chain. The cross conveyor extends 12" beyond the side of the head. An optional 12" or 24" folding cross conveyor extension is available for apron unload models.

RAGE BOXES



Shields are removed for viewing

A simple trouble-free variable speed drive lets you match just the right unload speed to the crop type, load condition and blower capacity. A bronze worm gear is standard.

#80 drive chain drives the main apron drive shaft.



Shields are removed for viewing

A separate dual belt drive clutch allows you to start and clear the beaters before you start the main apron conveyors. The HD clutch can be used to engage just the cross conveyor, the cross conveyor and beaters, or the cross conveyor, beaters and main floor apron in any speed.


The emergency stop mechanism is built into the drive unit and can be activated from the front, sides or rear of the box.

TRANSPORT LIGHTS

are standard on all H&S boxes.



The light configuration on front unload boxes.



The light configuration for rear unload boxes.



The front hydraulic drive is optional.



The twin augers extend 11" beyond the side of the head. A built in auger extension is standard and eliminates spillage between box and blower.



The twin auger utilizes two - 10" high speed cross augers equipped with hold-downs and wipers. The auger housings are poly-lined to reduce build-up.

MODEL - FLOOR/LOAD LENGTH	17'	19'	21'
CAPACITY W/ROOF - ASAE STANDARD	939 FT ³	1051 FT ³	1163 FT ³
INSIDE WIDTH	7'4" (ALL MODELS)		
INSIDE HEIGHT (floor to roof)	99"	99"	99"
OVERALL LENGTH	20'3"	22'3"	24'3"
OVERALL WIDTH	107" (ALL MODELS)		
OVERALL HEIGHT (bolster to roof)	120"	120"	120"
WEIGHT HD 7+4	4550#	4950#	5350#
WEIGHT HD TWIN AUGER	4600#	5000#	5400#
T-ROD MAIN APRON CHAIN (standard)	4 - 16,000# TENSILE — 64,000# COMBINED TENSILE		
667H PINTLE CHAIN	4 - 10,000# TENSILE — 40,000# COMBINED TENSILE		
CROSS FEED - HD 7+4	22" WIDE - C4550 CHAIN WITH WELDED SLATS / LEFT HAND DISCHARGE		
CROSS FEED - HD TWIN AUGER	2 - 10" SIDE BY SIDE AUGERS • EQUIPPED WITH ADJUSTABLE HOLD-DOWNS • 22" WIDE • LEFT HAND ONLY		
UNLOADING BEATERS	3 - 18" - 4 BAR SPIRAL — EVEN FEED		
DRIVE SEQUENCE	H&S BRONZE WORM GEAR BOX • #80 ROLLER CHAIN		
POWER SOURCE	540 PTO OR HYDRAULIC DRIVE		
EMERGENCY STOP CLUTCH	STANDARD		
OPTIONS	12" or 24" FOLDING BUNK EXTENSION FOR HD 7+4 MODELS		

Transport lights and hold down kits are standard equipment on all boxes

FRONT & REAR UNLOAD FORAGE BOXES

Front and rear unload forage boxes are available with a chain or twin auger cross-conveyor unload system.



SWITCH FROM FRONT TO REAR QUICKLY & EASILY BY PLACING A SINGLE PIN.



The HD 7+4 front and rear unload boxes have the option of being ordered with P.T.O. rear drive or hydraulic rear drive. The HD Twin Auger front and rear unload boxes come with hydraulic rear drive only.



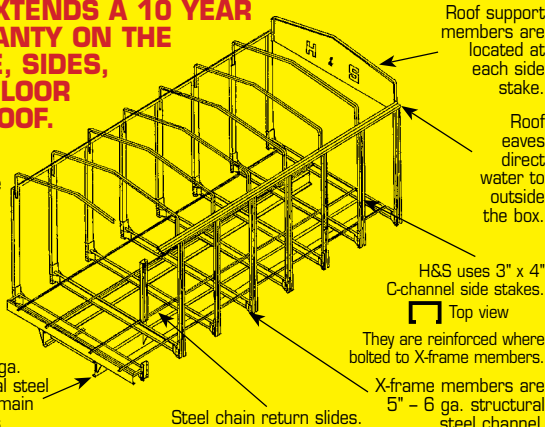
To switch to rear unload simply remove the drive lock pin from the front and insert it into the rear apron drive sprocket. A three shaft system (drive, tightener and idler shafts) maintain proper chain tension and positive drive.

H&S SOLID CONSTRUCTION

H&S EXTENDS A 10 YEAR WARRANTY ON THE FRAME, SIDES, END, FLOOR AND ROOF.

Box sides and end are of 20 ga. - corrosion resistant aluminized steel. Bolted.

10" - 7 ga. structural steel channel main stringers.



Roof support members are located at each side stake.


Roof eaves direct water to outside the box.

H&S uses 3" x 4" C-channel side stakes.

Top view

They are reinforced where bolted to X-frame members.

X-frame members are 5" - 6 ga. structural steel channel.



ALL STEEL WELDED SUBFRAME

LOCKED

UNLOCKED



When being used as a front unload box, the drive lock pin is locked into the main apron drive sprocket.

Once the tailgate safety lock is released, the self-locking mechanism unlocks automatically while unloading and locks shut when the tailgate closes.

MODEL - FLOOR/LOAD LENGTH	17'	19'	21'
CAPACITY W/ROOF	960 FT ³	1072 FT ³	1184 FT ³
MAIN APRON CHAIN	667H PINTLE - 10,000# X 4	667X PINTLE - 21,000 X 4	
REAR UNLOAD DRIVE	HYDRAULIC		
REAR UNLOAD SPEED	UNLOAD TIME IS DEPENDENT ON TRACTOR R.P.M., HYDRAULIC PRESSURE AND G.P.M.		
REAR ENDGATE	AUTOMATIC LOCK AND UNLOCK		

POWER BOX

**18' and 20' rear
unload power
boxes are
available in
either trailer
or truck mount.**

H&S engineered this box for bulk hauling and unloading in bunk or pit storage facilities. Available in trailer or truck mounts.



The heavy duty tailgate is constructed to stand up to the pounding of heavy loads. High pivot points assure crop clearance while unloading.



The H&S power box is hydraulically driven. Unload time is dependent on tractor R.P.M., hydraulic pressure, and G.P.M.

MODEL - FLOOR/LOAD LENGTH	18'	20'
CAPACITY W/ROOF	994 FT ³	1106 FT ³
INSIDE WIDTH	7'4" (BOTH MODELS)	
OVERALL LENGTH	19'6"	21'6"
OVERALL WIDTH	104"	104"
OVERALL HEIGHT	118"	118"
WEIGHT	3650#	4050#
MAIN APRON CHAIN	667H PINTLE – 10,000# X 4 IS STANDARD — 16,000# X 4 T-ROD IS OPTIONAL	
MAIN APRON DRIVE	HYDRAULIC	
UNLOAD SPEED	UNLOAD TIME IS DEPENDENT ON TRACTOR R.P.M., HYDRAULIC PRESSURE AND G.P.M.	
REAR ENDGATE	AUTOMATIC LOCK AND UNLOCK	

H&S RECOMMENDS 4 WHEEL GEARS FOR USE UNDER POWER BOXES.

HDNR FORAGE BOXES

"HDNR" Forage Boxes are available in either HD 7+4 or HD Twin Auger front unload systems w/PTO or Hydraulic Drive



LOCKED



UNLOCKED

On all rear unload boxes, once the tailgate safety lock is released, the self-locking mechanism unlocks automatically while unloading and locks shut when the tailgate closes.

HDNR forage box frames feature heavy 5" channel cross members and 2.5" x 2.5" side stakes.



A separate clutch allows you to start and clear the cross conveyor or augers before you start the beaters or main apron conveyors.

A simple trouble-free variable speed drive lets you match just the right unload speed to the crop type, load condition and blower capacity.



H&S uses three – 18" 4 bar H.D. spiral type beaters – not augers. Aggressive in handling tough material, they are even feeding. All three beaters are mounted in the head, not auxiliary panels in the box. Beater shafts are 1 1/4" & equipped with greasable bearings.

- 7+4 & TWIN AUGER



HDNR - HEAVY DUTY/NO ROOF

Aluminized front & rear unload industrial box with optional grain hopper, front enclosure and fold down extension.



The power box features a chain reduction system instead of a worm gearbox for better efficiency.



An optional grain hopper gravity unload for small grains is available for HDNR boxes with a top hinged gate.



The optional front-to-rear electric roll tarp is a nice feature to keep that valuable forage from blowing out during transport.



All HDNR Power Boxes feature Cross Z-iron. Cross Z's are welded to the side channels in-line with stakes for added strength.



An optional 12" or 24" folding cross conveyor extension can be ordered on the HDNR 7+4.

MODEL - FLOOR/LOAD LENGTH	18'	20'	22'
INSIDE WIDTH	7' 4"	7' 4"	7' 4"
INSIDE HEIGHT (floor to top of side)	86"	86"	86"
INSIDE LENGTH	18'	20'	22'
OVERALL WIDTH	108"	108"	108"
OVERALL LENGTH - FRONT AND REAR	21' 6"	23' 6"	25' 6"
STANDARD BOX SIDE HEIGHT	106"	106"	106"
STANDARD BOX OVERALL HEIGHT AT TOP PIVOTS DOOR	121"	121"	121"
FRONT & REAR UNLOAD BOX CAPACITY	933 CU. FT.	1038 CU. FT.	1143 CU. FT.
WEIGHT - FRONT & REAR UNLOAD BOX	7700#	8160#	8620#
APRON CHAIN - FRONT & REAR UNLOAD BOX	667H PINTLE CHAIN - STANDARD 667X & 667XH PINTLE CHAIN - OPTIONAL		667X PINTLE CHAIN - STANDARD 667XH - OPTIONAL
CROSS FEED - HD 7+4	22" WIDE - CASSO CHAIN WITH WELDED SLATS • LEFT HAND DISCHARGE		
CROSS FEED - HD TWIN AUGER	2 - 10" SIDE BY SIDE AUGERS WITH ADJUSTABLE DISCHARGE CHUTE / 22" WIDE — LEFT HAND ONLY		
UNLOADING BEATERS	3 - 18" - 4 BAR SPIRAL — EVEN FEED		
MAIN APRON SPEED	VARIABLE SPEED DRIVE — 12 UNLOAD SPEEDS		
FRONT DRIVE SEQUENCE	BRONZE WORM GEAR BOX — #80 ROLLER CHAIN		
POWER SOURCE	540 PTO OR HYDRAULIC DRIVE		
EMERGENCY STOP CLUTCH	STANDARD		
REAR UNLOAD DRIVE	HYDRAULIC		
REAR UNLOAD SPEED	UNLOAD TIME IS DEPENDENT ON TRACTOR RPM, HYDRAULIC PRESSURE AND GPM		
REAR ENDGATE	AUTOMATIC LOCK AND UNLOCK		
ROOF	OPTIONAL	OPTIONAL	OPTIONAL
REAR GATE DELAY	OPTIONAL	OPTIONAL	OPTIONAL

Available w/PTO Drive, Hydraulic Drive, or Electric-Over-Hydraulic Cab Controls



PTO & Hydraulic Drive Models feature a variable speed drive pulley system

PTO DRIVE SYSTEM



A separate clutch allows you to start and clear the cross conveyor or augers before you start the beaters or main apron conveyors.

HYDRAULIC DRIVE SYSTEM



A simple trouble-free variable speed drive lets you match just the right unload speed to the crop type, load condition and blower capacity.



On all rear unload boxes, once the tailgate safety lock is released, the self-locking mechanism unlocks automatically while unloading and locks shut when the tailgate closes.



The rear unload drive system utilizes a quick change pin system on all Super Duty forage boxes.




All Super Duty Forage Boxes feature Cross Z-iron. Cross Z's are welded to the side channels in-line with stakes for added strength.

FORAGE BOXES

Super Duty Features:



Optional 4th Beater
H&S uses three – 18" 4 bar H.D. spiral type beaters – not augers. Aggressive in handling tough material, they are even feeding. All three beaters are mounted in the head, not auxiliary panels in the box. Beater shafts are 1 1/4" & equipped with greasable bearings.



All models feature a bunk extension as standard equipment

Strong Main Gearbox w/Large Bearings
Spring Loaded Tighteners on Beaters
1 3/4" Stressproof Drive Shafts
Heavy Drive Chains



Quick Release Cross Conveyor Clean Out Pan

OPTIONAL FEATURES



An optional grain hopper gravity unload for small grains is available for Super Duty boxes with a top hinged gate.



The optional front-to-rear or side-to-side electric roll tarps keep valuable forage from blowing out during transport.



Shown with the optional heavy-duty side-to-side electric roll tarp.

Electric-Over-Hydraulic Drive System



-NO BELTS OR PULLEYS-



Hydraulic Valves with a Variable Speed High/Low Main Apron Unload System and Control Box.



The Electric-Over-Hydraulic Models have a 24" Hydraulic Extend/Retract Bunk Extension.

MODEL – FLOOR/LOAD LENGTH	22'	24'	26'
INSIDE WIDTH	7' 4"	7' 4"	7' 4"
INSIDE HEIGHT (FLOOR TO TOP OF SIDE)	86"	86"	86"
INSIDE LENGTH	22'	24'	26'
OVERALL WIDTH W/EXTENSION	109"	109"	109"
OVERALL LENGTH	26' 6"	28' 6"	30' 6"
STANDARD BOX SIDE HEIGHT	106"	106"	106"
STANDARD BOX OVERALL HEIGHT AT TOP PIVOTS DOOR	121"	121"	121"
FRONT & REAR UNLOAD BOX CAPACITY	1143 CU. FT.	1248 CU. FT.	1353 CU. FT.
WEIGHT – FRONT & REAR UNLOAD BOX	9065#	9510#	9955#
APRON CHAIN – FRONT & REAR UNLOAD BOX	667XH - STANDARD		
CROSS FEED – HD 7+4	22" WIDE – CA550 CHAIN WITH WELDED SLATS • LEFT HAND DISCHARGE		
UNLOADING BEATERS	3 – 18" – 4 BAR SPIRAL • EVEN FEED		
FRONT DRIVE SEQUENCE	LARGE GEAR BOX WITH TAPERED BEARINGS & BRONZE WORM GEAR #100 ROLLER CHAIN • 1 3/4" MAIN APRON DRIVE SHAFT		
EMERGENCY STOP CLUTCH	STANDARD		
REAR UNLOAD DRIVE	HYDRAULIC		
REAR UNLOAD SPEED	UNLOAD TIME IS DEPENDENT ON TRACTOR RPM, HYDRAULIC PRESSURE AND GPM		
REAR ENDGATE	AUTOMATIC LOCK AND UNLOCK		
ROOF	OPTIONAL	OPTIONAL	OPTIONAL
REAR GATE DELAY	OPTIONAL	OPTIONAL	OPTIONAL

Available in either truck mount, chassis mount, or running gear mount.



Shown with the optional front-to-rear electric roll tarp. An optional forage hood is also available.



**Customer
Farm Name -
NO CHARGE**

A tie down kit is standard on all Wide Body boxes.


5" side channels are welded to the stake pockets for added strength and are also used as a chain return slide.

Cross Z-iron's are welded to the side channels in-line with stakes for added strength.



The patented hydraulic center mount drive on all Wide Body Boxes provides smooth trouble-free operation.

Spring-loaded tighteners are on the main apron drive for less stress on the main aprons upon engagement.



**18'-26' MODELS ARE STANDARD WITH
THE H&S PATENTED CENTER DRIVE SYSTEM**

FORAGE BOXES



Fiberglass Reinforced Plywood Wide Body™ Box
available in 22', 24' and 26' lengths.

Aluminized Wide Body™ Box
available in 18', 20' and 22' lengths.

DOOR OPTIONS

The H&S Wide Body Box offers a choice of **double barn doors** with an air or hydraulic closure, or a **top hinged door** with air or hydraulic delay system.



Rear latches & center drive.



All Wide Body Boxes have Poly Bond plywood floors.

Four formed steel channel supports run lengthwise under the floor for added strength.

WIDE BODY OPTIONS



An optional **gravity unload grain hopper** with flow control for grain is available for wide body boxes with a top hinged gate.



MODEL - FLOOR/LOAD LENGTH	18'	20'	22'	24'	26'
INSIDE WIDTH	96"	96"	96"	96"	96"
INSIDE HEIGHT (FLOOR TO TOP OF SIDE)	86"	86"	86"	86"	86"
INSIDE LENGTH	18'	20'	22'	24'	26'
OVERALL LENGTH	18' 9"	20' 9"	22' 9"	24' 9"	26' 9"
OVERALL WIDTH	102"	102"	102"	102"	102"
SIDE HEIGHT WITH 5" STRINGERS	101½"	101½"	101½"	101½"	101½"
OVERALL HEIGHT WITH 5" STRINGERS	111"	111"	111"	111"	111"
STANDARD BOX CAPACITY STRUCK LEVEL	1011 CU. FT.	1126 CU. FT.	1241 CU. FT.	1355 CU. FT.	1470 CU. FT.
WEIGHT – STANDARD BOX	6300#	6750#	7100# / 7350#	7958#	8550#
BOX MATERIAL	ALUMINUM	ALUMINUM	ALUMINUM/FRP	FIBERGLASS REINFORCED PLYWOOD (FRP)	FIBERGLASS REINFORCED PLYWOOD (FRP)
MAIN APRON CHAIN	T-ROD - STANDARD/667XH OR 667X - OPTIONAL		667XH - STANDARD		
MAIN APRON DRIVE	HYDRAULIC				
UNLOAD SPEED	UNLOAD TIME IS DEPENDENT ON TRACTOR RPM, HYDRAULIC PRESSURE AND GPM				
REAR ENDGATE	AUTOMATIC LOCK AND UNLOCK WITH AIR OR HYDRAULIC GATE DELAY				

BIG DOG TRUCK MOUNT*



The BIG DOG box, drive system and rear door features are the SAME as on the TOP DOG!



**Optional
Rollback
Tarp**



An optional gravity unload grain hopper for grain is available for BIG DOG and TOP DOG forage boxes with a top hinged gate.

The optional front-to-rear, or side-to-side electric roll tarp is a nice feature to keep that valuable forage from blowing out during transport.



DOG FORAGE BOXES

BIG DOG CHASSIS MOUNT *



MODEL - FLOOR/LOAD LENGTH	
CAPACITY - STRUCK LEVEL	1477 CU. FT.
BOX WEIGHT	NA
INSIDE LENGTH	26'
INSIDE WIDTH	98"
INSIDE HEIGHT	86"
OVERALL LENGTH	27' 7"
OVERALL WIDTH	102"
OVERALL HEIGHT INCLUDING TAILGATE WITH 5" STRINGERS	114"
SIDE HEIGHT WITH 5" STRINGERS	101½"
DRIVE SYSTEM	DUAL HYDRAULIC MOTORS
FINAL DRIVE SYSTEM	DUAL FINAL DRIVE W/OIL BATH AND SPRING LOADED TIGHTENER
MAIN APRON CHAIN & SLATS	PL88C OPEN BARREL PINTLE 2" X 1" X 3/16" FORMED APRON CHANNELS
REAR DRIVE SHAFT	2¼" 1045 STEEL
FRONT IDLER SHAFT	1¾" 1045 STEEL
UPRIGHTS	2" X 2" X 3/16" TUBULAR STEEL SET ON 16" CENTERS
UNLOAD TIME	DEPENDENT ON TRACTOR HYDRAULIC SYSTEM & GPM'S
WALL MATERIAL	STAINLESS STEEL
FLOOR MATERIAL	VIRGIN GRADE POLY
AIR GATE DELAY SYSTEM	STANDARD
REAR DOOR LATCHING	AUTOMATIC
FRONT WINDOW	17" X 28"
LIGHTS	LED
CUSTOMER FARM NAME	STANDARD

OPTIONS	
BARN DOORS	OPTIONAL
GRAIN KIT - TOP PIVOT DOOR ONLY	OPTIONAL
VARIABLE SPEED FLOW CONTROL	OPTIONAL
ELECTRIC FRONT TO BACK SCISSOR TARP	OPTIONAL
ELECTRIC SIDE TO SIDE ROLL TARP	OPTIONAL
ROOF HOOD	OPTIONAL



* The 1100 series BIG DOG models feature the same top screen package w/fold-down front as the 1100 series TOP DOG (see TOP DOG photos on the next page) New BIG DOG photos were not available at time of print.

The "TOP DOG" Semi-Trailer Forage Box is completely Designed & Manufactured by H&S!



An easy **"Fold-Down Front"** allows the Harvester Operator to blow forage directly into the Top Dog when opening up fields.

Large 17"x28" **front window** for viewing when unloading.




Apron tension adjustment is made by tightening the 4 spring loaded tightener bolts on the front of the box. The spring loaded tighteners maintain tension on the apron during start up and operation.



The **idler apron shaft assembly** features 6 tooth machined steel sprockets with bronze idler bushings.



The **main frame** is made of high quality formed steel 10" I-Beams for the rear and compressed down to 5.13" in the front with full length front gussets.



DOG FORAGE BOXES

16 Gauge Stainless Steel Sides

The **PL88C OPEN BARREL** main apron pintle chain @ 29,900# per strand stays flexible. 2"x1"x3/16" formed apron channels are used for the apron cross bars. The floor is 1/2" thick virgin grade solid poly. A stainless steel center between aprons that is formed to eliminate any feed build-up for a complete clean out.

**Customer
Farm Name -
NO CHARGE**

**NEW 25,000# spring
axles w/heavy duty
spindles are
standard.**

**Oil Bath
Dual Gear
Cases**
[cover removed]

**Panels above the front
& rear wheels act as a
chain slide for the main
apron, and protect mud
and debris from getting
to the apron chain.**



The drive shaft features
**MD nylon reversible
style bearings**



The standard **Air
Gate Delay** for the
Top Pivot Door allows
you to clean the box
out completely without
material hanging up.
Barn doors with air
closure are optional.



Large 1" steel hydraulic lines to the back
of the box drive the **DUAL HYDRAULIC
MOTORS** evenly for more power and less
shaft stress than a single motor system.

MODEL - FLOOR/LOAD LENGTH	1136	1140
CAPACITY - STRUCK LEVEL	1761 CU. FT. w/o EXT. - 2050 CU. FT. w/EXT.	1960 CU. FT. w/o EXT. - 2286 CU. FT. w/EXT.
BOX WEIGHT	18,240 LBS.	20,270 LBS.
INSIDE LENGTH	36'	40'
INSIDE WIDTH	98"	98"
INSIDE HEIGHT	86"	86"
OVERALL LENGTH	37' 7"	41' 7"
OVERALL WIDTH	102"	102"
HEIGHT INCLUDING TAILGATE	13' 5"	13' 5"
SIDE HEIGHT	12' 5"	12' 5"
DRIVE SYSTEM	DUAL HYDRAULIC MOTORS	
FINAL DRIVE SYSTEM	DUAL FINAL DRIVE W/OIL BATH AND SPRING LOADED TIGHTENER	
MAIN APRON CHAIN & SLATS	PL88C OPEN BARREL PINTLE 2" X 1" X 3/16" FORMED APRON CHANNELS	
REAR DRIVE SHAFT	2 1/4" 1045 STEEL	
FRONT IDLER SHAFT	1 3/4" 1045 STEEL	
UPRIGHTS	2" X 2" X 3/16" TUBULAR STEEL SET ON 16" CENTERS	
UNLOAD TIME	DEPENDENT ON TRACTOR HYDRAULIC SYSTEM & GPM'S	
WALL MATERIAL	STAINLESS STEEL	
FLOOR MATERIAL	VIRGIN GRADE POLY	
AIR GATE DELAY SYSTEM	STANDARD	
REAR DOOR LATCHING	AUTOMATIC	
FRONT WINDOW	17" X 28"	
LIGHTS	LED	
CUSTOMER FARM NAME	STANDARD	

AXLES/SUSPENSIONS/TIRES/RIMS

AXLES	NEW 25,000# AXLE'S WITH HEAVY DUTY SPINDLES
SUSPENSION SYSTEM:	SPRING

TIRES/RIMS OPTIONS:

- 11.00 X 22.5 TIRES ON PAINTED DUAL STEEL WHEELS
- 11.00 X 22.5 TIRES ON DUAL ALUMINUM WHEELS
- 425/65R 22.5 TIRES ON ALUMINUM SUPER SINGLE WHEELS
- 425/65R 22.5 TIRES ON STEEL SUPER SINGLE WHEELS
- 455/55R 22.5 TIRES ON ALUMINUM SUPER SINGLE WHEELS
- 455/55R 22.5 TIRES ON STEEL SUPER SINGLE WHEELS

STRONG HERITAGE

STRONG PEOPLE

STRONGER FUTURE!

For over 50 years, H&S Manufacturing has made life better. Our team is committed to building long-lasting relationships and high performance machinery. As we continue to grow and move forward we want you to farm smarter with our most reliable and innovative farming equipment.

H&S is proud to be American Made!



Warranty: See operators manual for warranty details and limitations. H&S reserves the right to change its products or the description at any time without notice or obligation.

Models and specifications are subject to change without prior notice.

11/18 3M



H&S MANUFACTURING

2608 S. Hume Avenue
Telephone (715) 387-3414
FAX (715) 384-5463 • Website www.hsmfgco.com
MARSHFIELD, WI 54449



H&S WAREHOUSE 10145 Lakeshore Road
P.O. Box 1260 • Telephone (716) 736-7595
FAX (716) 736-7596 • Website www.hsmfgco.com
RIPLEY, NY 14775