

H&S



TOP DOG

SEMI-TRAILER FORAGE BOX



The "TOP DOG" Semi-Trailer Forage Box is completely Designed & Manufactured by H&S!




16 Gauge Stainless Steel Sides



The PL88C OPEN BARREL main apron pintle chain @ 29,900# per strand stays flexible. 2" x 1" x 3/16" formed apron channels are used for the apron cross bars. The floor is 1/2" thick virgin grade solid poly. A stainless steel center between aprons that is formed to eliminate any feed build-up for a complete clean out.

The standard Air Gate Delay for the Top Pivot Door allows you to clean the box out completely without material hanging up. Barn doors with air closure are optional.




Dual Hydraulic Motor Drive System

The "TOP DOG" features 1" steel lines to the back of the box and DUAL HYDRAULIC MOTORS. The motors evenly drive each final drive system for more power and less shaft stress than a single motor system.



The drive shaft features MD nylon reversible style bearings



LED Lighting



Customer Farm Name – NO CHARGE



Panels above the front & rear wheels act as a chain slide for the main apron, and protect mud and debris from getting to the apron chain.



The main frame is made of high quality formed steel 10" I-Beams for the rear and compressed down to 5.13" in the front with full length front gussets.




New 25,000# spring axles w/ heavy duty spindles are standard.



Optional Rollback Tarp

Large 17" x 28" front window for viewing when unloading.

The idler apron shaft assembly features 6 tooth machined steel sprockets with bronze idler bushings.



Apron tension adjustment is made by tightening the 4 spring loaded tightener bolts on the front of the box. The spring loaded tighteners maintain tension on the apron during start up and operation.

TOP DOG Specifications

	36'
CAPACITY - STRUCK LEVEL	2045 CU. FT.
BOX WEIGHT	18,240 LBS.
INSIDE LENGTH	36'
INSIDE WIDTH	98"
INSIDE HEIGHT	86"
OVERALL LENGTH	37' 7"
OVERALL WIDTH	102"
OVERALL HEIGHT INCLUDING TAILGATE	13'
SIDE HEIGHT	142.5"
DRIVE SYSTEM	DUAL HYDRAULIC MOTORS
FINAL DRIVE SYSTEM	DUAL FINAL DRIVE W/OIL BATH AND SPRING LOADED TIGHTENER
MAIN APRON CHAIN & SLATS	PL88C OPEN BARREL PINTLE 2"X1"X 3/16" FORMED APRON CHANNELS
REAR DRIVE SHAFT	2 1/4" 1045 STEEL
FRONT IDLER SHAFT	1 3/4" 1045 STEEL
UPRIGHTS	2" X 2" X 3/16" TUBULAR STEEL SET ON 16" CENTERS
UNLOAD TIME	DEPENDENT ON TRACTOR HYDRAULIC SYSTEM & GPM'S
WALL MATERIAL	STAINLESS STEEL
FLOOR MATERIAL	VIRGIN GRADE POLY
AIR GATE DELAY SYSTEM	STANDARD
REAR DOOR LATCHING	AUTOMATIC
FRONT WINDOW	17" X 28"
LIGHTS	L.E.D.
CUSTOMER FARM NAME	STANDARD
AXLES/SUSPENSIONS/TIRES/RIMS	
AXLES	NEW 25,000# AXLE'S WITH HEAVY DUTY SPINDLES
SUSPENSION SYSTEM:	SPRING
TIRES/RIMS OPTIONS:	<ul style="list-style-type: none"> • 11.00X22.5 TIRES ON PAINTED DUAL STEEL WHEELS • 11.00X22.5 TIRES ON DUAL ALUMINUM WHEELS • 425/65R 22.5 TIRES ON ALUMINUM SUPER SINGLE WHEELS • 425/65R 22.5 TIRES ON STEEL SUPER SINGLE WHEELS • 455/55R 22.5 TIRES ON ALUMINUM SUPER SINGLE WHEELS • 455/55R 22.5 TIRES ON STEEL SUPER SINGLE WHEELS
OPTIONS	
BARN DOORS	OPTIONAL
GRAIN KIT - TOP PIVOT DOOR ONLY	OPTIONAL
VARIABLE SPEED FLOW CONTROL	OPTIONAL
ELECTRIC FRONT TO BACK SCISSOR TARP	OPTIONAL
ELECTRIC SIDE TO SIDE ROLL TARP	OPTIONAL

Warranty: See operators manual for warranty details and limitations. H&S reserves the right to change its products or the description at any time without notice or obligation.

Buy the BEST **H&S**
BUY



Manufactured in U.S.A.



NEED A QR CODE READER?
DOWNLOAD THE FREE APP
TO YOUR SMARTPHONE!

Models and specifications are subject to change without prior notice.

1/15 2M

H&S MANUFACTURING

2608 S. Hume Avenue
P.O. Box 768 • Telephone (715) 387-3414
FAX (715) 384-5463 • Website www.hsmfgco.com

MARSHFIELD, WI 54449



H&S WAREHOUSE 10145 Lakeshore Road
P.O. Box 1260 • Telephone (716) 736-7595
FAX (716) 736-7596 • Website www.hsmfgco.com

RIPLEY, NY 14775